

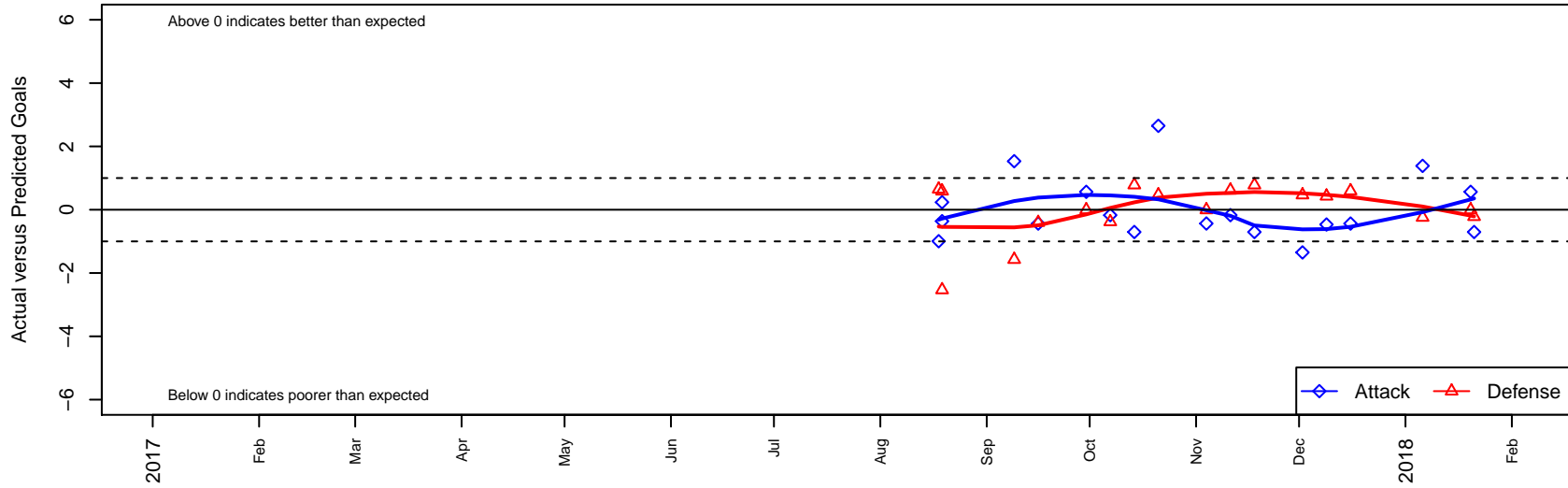
NSC Green Thunder G05

North Shore SC
Woodinville, WA
G05 total strength=759
attack=0.62 defense=1.2
fall league = NPSL Div 1 (05) U13

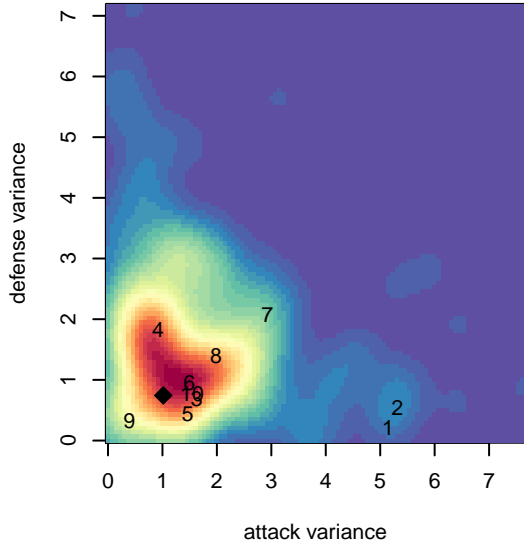
alt names used:
NSC G05 Green Thunder
NSC G05 Green Thunder
NSC Thunder G05 Green

Venues played:
2017 Xtreme Cup GU13 Gold
2017 NPSL Division 1 (05) U13
2017 Founders Cup G05 Div A

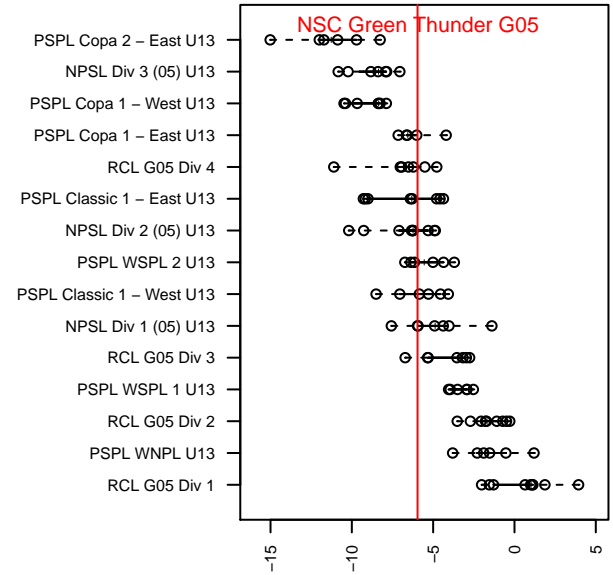
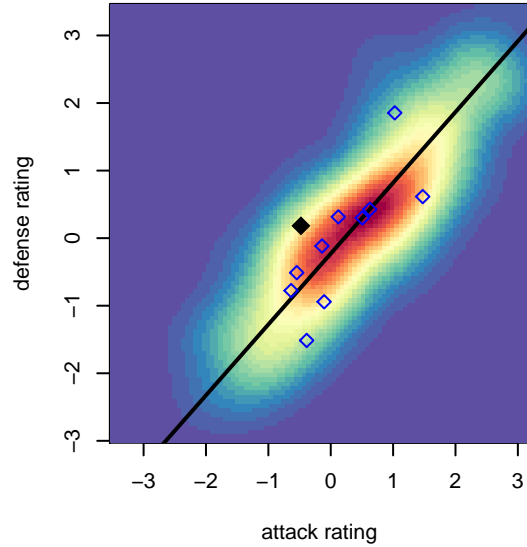
NSC Green Thunder G05
Dots are actual minus expected GF (blue circles) and GA (red triangles).
Blue line is smoothed change in attack strength. Red is smoothed change in defense strength.



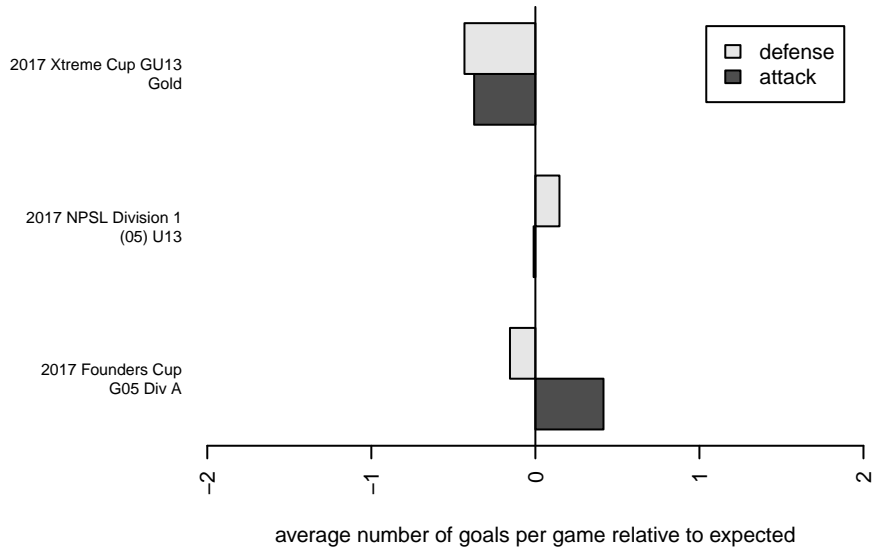
**attack and defense variance (black dot)
relative to other teams
and top 10 in region**



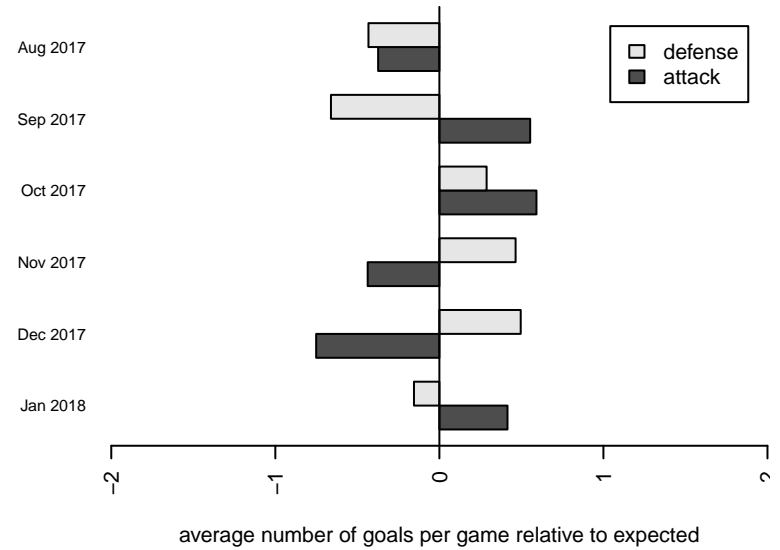
**attack and defense rating
relative to others at age
and all opponents in last 13 months**



Performance relative to 13 month average



Performance relative to 13 month average



| date | home | | away | | venue | pred.home | pred.away |
|-------------|----------------------------------|---|----------------------------------|---|-------------------------------|------------------|------------------|
| 2018-01-21 | Kent United Green G05 | 1 | NSC Green Thunder G05 | 0 | 2017 Founders Cup G05 Div A | 0.78 | 0.70 |
| 2018-01-20 | Highline Select G05 | 1 | NSC Green Thunder G05 | 1 | 2017 Founders Cup G05 Div A | 1.00 | 0.44 |
| 2018-01-06 | NSC Green Thunder G05 | 3 | Mukilteo Rush G05 | 1 | 2017 Founders Cup G05 Div A | 1.62 | 0.76 |
| 2017-12-16 | NSC Green Thunder G05 | 0 | Crossfire Select Reimbold G05 | 1 | 2017 NPSL Division 1 (05) U13 | 0.44 | 1.59 |
| 2017-12-09 | Crossfire Select Gold-Jordan G05 | 1 | NSC Green Thunder G05 | 0 | 2017 NPSL Division 1 (05) U13 | 1.43 | 0.47 |
| 2017-12-02 | Seattle United S Blue G05 | 0 | NSC Green Thunder G05 | 0 | 2017 NPSL Division 1 (05) U13 | 0.47 | 1.35 |
| 2017-11-18 | NSC Green Thunder G05 | 0 | Kent United Green G05 | 0 | 2017 NPSL Division 1 (05) U13 | 0.70 | 0.78 |
| 2017-11-11 | Bellevue United Blue Angels G05 | 2 | NSC Green Thunder G05 | 0 | 2017 NPSL Division 1 (05) U13 | 2.62 | 0.17 |
| 2017-11-04 | Highline Select G05 | 1 | NSC Green Thunder G05 | 0 | 2017 NPSL Division 1 (05) U13 | 1.00 | 0.44 |
| 2017-10-21 | NSC Green Thunder G05 | 4 | Seattle United S Blue G05 | 0 | 2017 NPSL Division 1 (05) U13 | 1.35 | 0.47 |
| 2017-10-14 | Kent United Green G05 | 0 | NSC Green Thunder G05 | 0 | 2017 NPSL Division 1 (05) U13 | 0.78 | 0.70 |
| 2017-10-07 | NSC Green Thunder G05 | 0 | Bellevue United Blue Angels G05 | 3 | 2017 NPSL Division 1 (05) U13 | 0.17 | 2.62 |
| 2017-09-30 | NSC Green Thunder G05 | 1 | Highline Select G05 | 1 | 2017 NPSL Division 1 (05) U13 | 0.44 | 1.00 |
| 2017-09-16 | Crossfire Select Reimbold G05 | 2 | NSC Green Thunder G05 | 0 | 2017 NPSL Division 1 (05) U13 | 1.59 | 0.44 |
| 2017-09-09 | NSC Green Thunder G05 | 2 | Crossfire Select Gold-Jordan G05 | 3 | 2017 NPSL Division 1 (05) U13 | 0.47 | 1.43 |
| 2017-08-19 | NSC Green Thunder G05 | 0 | Dragons FC G05 | 6 | 2017 Xtreme Cup GU13 Gold | 0.36 | 3.47 |
| 2017-08-19 | NSC Green Thunder G05 | 3 | Seattle Celtic Orange G05 | 0 | 2017 Xtreme Cup GU13 Gold | 2.76 | 0.59 |
| 2017-08-18 | NSC Green Thunder G05 | 0 | MVP Marauders White G05 | 0 | 2017 Xtreme Cup GU13 Gold | 0.99 | 0.65 |